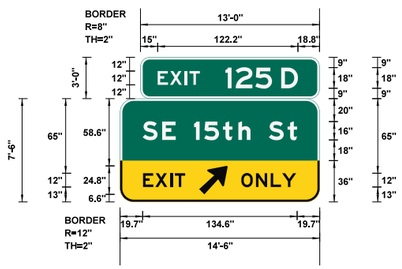

SPECIAL SIGN NO.	254			
WIDTH x HGHT.	14'-6" x 7'-6"			
BORDER WIDTH	2"			
CORNER RADIUS	12"			
MOUNTING	Overhead			
SIGN AREA	147.8 Sq.Ft.			
BACKGROUND	TYPE: Reflective			
	COLOR: Green			
LEGEND/BORDER	TYPE: Reflective			
	COLOR: Black/White			
SYMBOL	X	Y	WID	HT
AR_Type A	68.9	6.6	20	31.5

Dimensions are in: Inches.tenths

Letter locations are panel edge to lower left corner

LETTER POSITIONS (X)																								LENGTH	SERIES / SIZE
E	X	I	T																						E 2000
15	25.7	38.5	42.7																					36.7	
1	2	5																							E 2000
73.9	82.9	100																						40.7	
D																									E 2000
122.6																								14.6	
S	E		1	5	t	h		S	t																EM 2000
19.7	36.7	48.5	64.5	73.3	89.6	103.1	113.6	129.6	146															134.6	
E	X	I	T																						E 2000
20	30.7	43.6	47.8																					36.7	
O	N	L	Y																						E 2000
105.6	118.4	131.3	141.2																					47.9	

SPECIAL SIGN NO.	256			
WIDTH x HGHT.	26'-0" x 9'-0"			
BORDER WIDTH	2"			
CORNER RADIUS	12"			
MOUNTING	Overhead			
SIGN AREA	234.0 Sq.Ft.			
BACKGROUND	TYPE: Reflective			
	COLOR: Green			
LEGEND/BORDER	TYPE: Reflective			
	COLOR: White			
SYMBOL	X	Y	WID	HT

Dimensions are in: Inches.tenths

Letter locations are panel edge to lower left corner

LETTER POSITIONS (X)																								LENGTH	SERIES / SIZE
S	E		2	5	t	h	/	2	9	t	h		S	t											EM 2000
21.4	38.3	50.2	66.2	82.6	99	112.4	126.2	145	161.4	177.5	191	201.5	217.5	233.8										220.8	
1/4																									E 2000
269.4																								22	
G	r	a	n	d		B	l	v	d																EM 2000
20.6	38.4	48.8	65.8	81.3	91.8	107.8	125.3	133.1	148.6															138.6	
1																									E 2000
257.4																								4.5	
S	E		4	4	t	h		S	t																EM 2000
20.6	37.6	49.4	65.4	83	101.8	115.2	125.8	141.8	158.1															145.8	
1	1/2																								E 2000
257.4	269.4																							34	

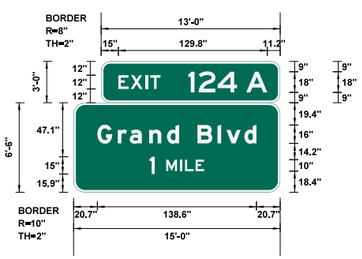

SPECIAL SIGN NO.	257			
WIDTH x HGHT.	15'-0" x 6'-6"			
BORDER WIDTH	2"			
CORNER RADIUS	10"			
MOUNTING	Overhead			
SIGN AREA	136.5 Sq.Ft.			
BACKGROUND	TYPE: Reflective			
	COLOR: Green			
LEGEND/BORDER	TYPE: Reflective			
	COLOR: White			
SYMBOL	X	Y	WID	HT

Dimensions are in: inches.tenths

Letter locations are panel edge to lower left corner

LETTER POSITIONS (X)																								LENGTH	SERIES / SIZE
E	X	I	T																						E 2000
15	25.7	38.5	42.7																					36.7	
1	2	4																							E 2000
75.9	84.9	101.5																						42.5	
A																									E 2000
126.4																								18.4	
G	r	a	n	d		B	l	v	d																EM 2000
20.7	38.5	48.9	65.8	81.4	91.9	107.9	125.4	133.2	148.7															138.6	
1	M	I	L	E																					E 2000
66.2	80.7	92.7	97.1	106.3																				47.6	

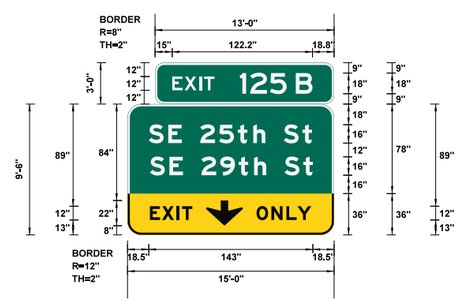

SPECIAL SIGN NO.	258			
WIDTH x HGHT.	15'-0" x 9'-6"			
BORDER WIDTH	2"			
CORNER RADIUS	12"			
MOUNTING	Overhead			
SIGN AREA	181.5 Sq.Ft.			
BACKGROUND	TYPE: Reflective			
	COLOR: Green			
LEGEND/BORDER	TYPE: Reflective			
	COLOR: Black/White			
SYMBOL	X	Y	WID	HT
ARDOWN	68.5	8	32	22

Dimensions are in: inches.tenths

Letter locations are panel edge to lower left corner

LETTER POSITIONS (X)																								LENGTH	SERIES / SIZE
E	X	I	T																						E 2000
15	25.7	38.5	42.7																					36.7	
1	2	5																							E 2000
73.9	82.9	100																						40.7	
B																									E 2000
122.6																								14.6	
S	E		2	5	t	h		S	t																EM 2000
18.5	35.5	47.3	63.3	79.8	96.1	109.6	120.1	136.1	152.4															142.2	
S	E		2	9	t	h		S	t																EM 2000
19.6	36.5	48.4	64.4	80.7	96.8	110.3	120.8	136.8	153.2															141.9	
E	X	I	T																						EM 2000
19.5	30.1	43	47.6																					37	
O	N	L	Y																						EM 2000
112.4	125.4	138.5	148.1																					47.8	

REVISIONS

NO.	DESCRIPTION	DATE

Design	SDH	09/14/17
Drawn	CCC	09/14/17

TEC A CLEAR DIRECTION

SPECIAL SIGN DETAILS
(60 OF 71)

State Job No. 32625(04) Sheet No. T066

OKLAHOMA COUNTY

G:\DProjects\I-2598 I-35 Signing Project - EC-185B, Task IV\CAD\T066-32625(04)-SIGN DETAILS.dgn

09/14/17